

NAPOLEON

CLEARION™ SEE THRU ELECTRIC FIREPLACE

INTRODUCING THE FIRST OF IT'S KIND
SEE THRU ELECTRIC FIREPLACE WITH PATENTED TECHNOLOGY



napoleonfireplaces.com

CLEARION

CLEARion™ See Thru Electric Fireplace

The CLEARion™ See Thru Electric Fireplace is the first ever truly see through electric fireplace. A CLEARion™ Electric Fireplace can be plugged in or hardwired directly into your electrical system creating a relaxing environment in two rooms. This unique fireplace can heat separate rooms at different rates, increasing the comfort of two spaces at the same time. Customize this fireplace with either a sparkling crystal media ember bed or the hand-painted South Beach Logs with Topaz Glass Embers; both sets are included. Illuminated from below by LED, color-changing lights, both ember bed styles glow with a luxurious feel that can be seen from two rooms.

Product Features

- The First Truly See Through Electric Fireplace
- Created with patented technology
- Viewing Area: 12"h x 43 5/8"w per side
- Up to 9,000 BTU's and 3,000 Watts
- Warms up to 800 sq. ft.
- Can be hard wired to 120V or 240V
- Ten different ember bed color options; Orange, Red, Blue, Yellow, Green, Purple, Sky Blue, Magenta, White & Pink
- Three flame color options; blue, orange and multi-color
- Five different flame speed options
- South Beach Logs and Topaz Glass Embers Included
- Crystal Media Included
- High intensity LED lights provide day or night intensity and require no servicing
- Full feature remote control included (controls flame speed, color, brightness, blower, heat output and timer)
- Two thin black powder coated surrounds included, one per side
- Optional black and stainless thick depth steel surrounds available for installations into a double 2x4 wall

Features / Options / Accessories



Crystal Media



South Beach Logs with
Topaz Glass Embers




Control Panel




Heat Vents

LOW ENERGY
LED
HIGH INTENSITY

ULTRA BRIGHT™ LED Lights



Flame Color Options
(Orange, Blue and Multi-Colored)



Ember Bed Color Options
(Orange, Red, Blue, Yellow, Green, Purple, SkyBlue, Magenta, White and Pink)



Illuminate your home with the CLEARion™ Electric Fireplace, the color changing LED lights provide any room with luxurious look and feel. The range of flame and ember bed colors along with the two different media options will allow you to truly customize each room to suit any decor.



Electric Fireplace
Economical to Operate



Cost Efficient
Enhance a room for only pennies a day



Hard wire capable
Can be hard wired into existing home wiring



Eco-Friendly
Only heat the rooms you use most



ULTRA BRIGHT™ LED Lights
Provide day or night intensity



Plug-in
Simply plug in and your fireplace is ready



Adjustable Flame Color
Feature the option of both yellow, blue or orange flame, or a combination



Adjustable temperature
Adjust the heat being produced by choosing a temperature



Multi-function remote
Controls flame brightness, color, speed, blower, heat output timer and more.

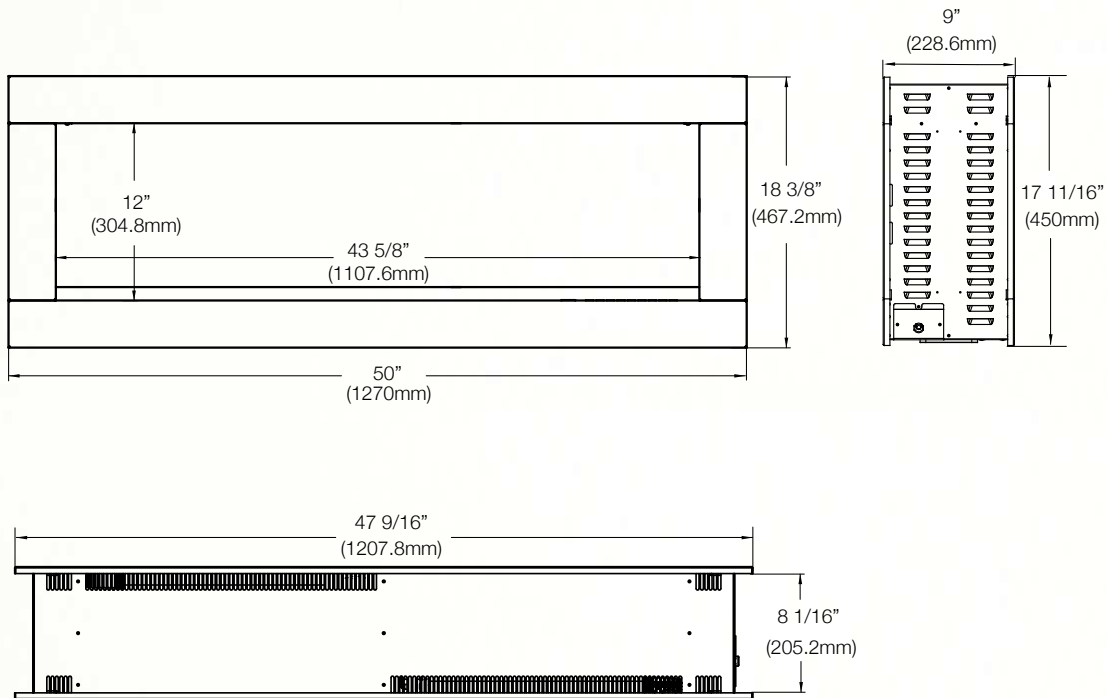
Specifications

Product Code	BTU's (Input)	Watts	Voltage	Amps	Height		Front Width		Depth		Viewing Area	
					Actual	Framing	Actual	Framing	Actual	Framing	Height	Width
NEFBD50H	9,000	3,000	120/240V AC	15	18 3/8"	17 15/16"	50"	49"	8 1/16"	4 1/2" or 8" *	12"	43 5/8"

* Framing Depth is dependant on thickness of wall.

Certified under Canadian and American National Standards

Figures may vary with individual conditions such as floor plan layout, insulation value/heat loss of the house and geographical location.



This appliance has been tested in accordance with the CSA Standards for fixed and location-dedicated electric room appliances in the United States and Canada. If you need assistance during installation, please contact your local dealer.

Authorized Dealer



24 Napoleon Road, Barrie, Ontario, Canada L4M 0G8
 103 Miller Drive, Crittenden, Kentucky, USA 41030
 7200 Trans Canada Highway, Montreal, Quebec, Canada H4T 1A3

Tel: 1-866-820-8686
napoleonfireplaces.com



Consult your owner's manual for complete installation instructions, accurate framing dimensions and proper clearances to combustible material. Check all local and national building codes. All specifications are subject to change without prior notice due to on-going product improvements. Products may not be exactly as shown. Napoleon is a registered trademark of Wolf Steel Ltd. © Wolf Steel inc.

Printed in Canada
 10/2017