



## Opti-myst® Pro 1000

### Built-in Electric Cassette

CDFI1000P

Design with fire,  
not limitations.



Picture the perfect fireplace: any length, any location, and any number of sides. Forget about venting, gas lines and hot glass, because they are a thing of the past. Now imagine flames made of water that you can reach out and touch. The revolutionary Opti-myst by Dimplex reinvents the electric fireplace and makes it easier than ever to add a dramatic fire feature to any space. See-through, three-sided, open concept, the possibilities are endless, so go ahead, play with fire.





# Opti-myst® Pro 1000

## Built-in Electric Cassette

CDFI1000P

Adjustable from  
9" (22.9 cm) to  
9-1/2" (24.1 cm)



CDFILOG-KIT - Pro 1000 Log Kit (includes two log sets)



Also available: Opti-myst™ Pro 500 (CDFI500P)



CDFIPLUMB-KIT - Plumb Kit

120 Volts | 460 Watts | 1,569 BTU

Model #	Description	Lbs/Kg	UPC	Wty.	Carton Dimensions (WxHxD)		Cube	
					inches	cm	Ft³	M³
CDFI1000P	Opti-myst® Pro 1000 Cassette	35 / 15.87	781052 099883	2 yr.	44-1/5 x 13-3/8 x 18-1/8	113.0 x 34.0 x 46.0	8.8	0.3
CDFILOG-KIT	Pro 1000 Log Kit (2 log sets)	28 / 12.7	781052 104754		23-1/2 x 11 x 17-1/2	60.0 x 28.0 x 44.5	2.61	0.07
CDFIPLUMB-KIT	Plumb Kit	0.7 / .32	781052 103221		15-1/2 x 3-1/2 x 6-1/2	39.4 x 8.9 x 16.5	0.20	0.01
CDFI-PLUGKIT	Plug Kit	TBD	781052 105591		11-1/4 x 3-1/4 x 4	28.7 x 8.1 x 10.2	0.08	0.00

### Features

- Opti-myst® Flame Effect**  
Revolutionary ultrasonic technology produces a fine mist to create the illusion of flames and smoke.
- Customization**  
Multiple 20" (50.8 cm) and 40" (101.8 cm) cassettes can be combined in series to achieve the desired length for dramatic linear installations impossible to achieve with gas fires.
- Adjustable Flame**  
Control the desired volume of flame to suit.
- Continuous Water Supply**  
Optional plumbed water supply kit provides continuous operation without refilling water tanks.
- All-day Flames**  
Fill the water tank with tap water and enjoy up to 8 hours of continuous flames.
- Media Options**  
Includes flat plate that can be customized with contemporary media (not included). Optional inner glow logs also available.
- Crackling Sound Effects**  
Enjoy a more complete sensory experience with the sound of natural wood fire.
- Frame, Wire and Finish**  
Basic installation requires fewer tradespeople, no gas lines, venting or chimney.
- Zero Emissions**  
The most sustainable fireplace option; no emissions and 100% efficient.
- Energy Efficient**  
Uses low-energy LED lights for low-cost operation.
- Heat-free Operation**  
Designed with the sole purpose of providing a stunning visual flame feature.
- Sight and Sound Remote**  
Control the flames and crackling sound effects at the touch of a button.



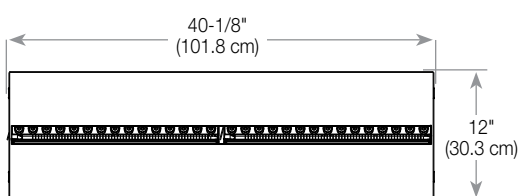
# Opti-myst® Pro 1000

## Built-in Electric Cassette

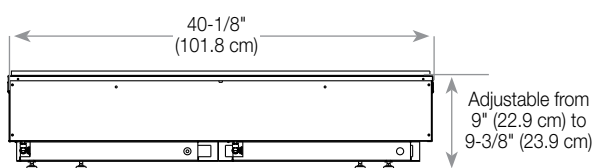
CDFI1000P

### Product Dimensions:

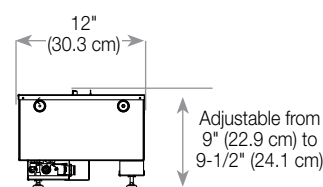
#### MEDIA PLATE



TOP

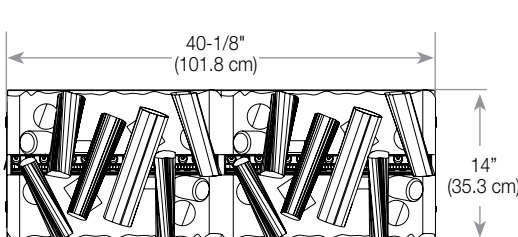


FRONT

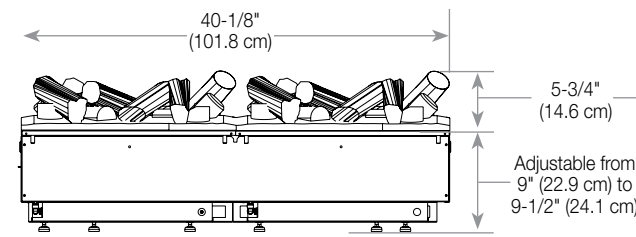


SIDE

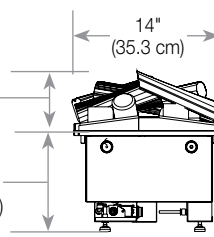
#### LOG SET



TOP

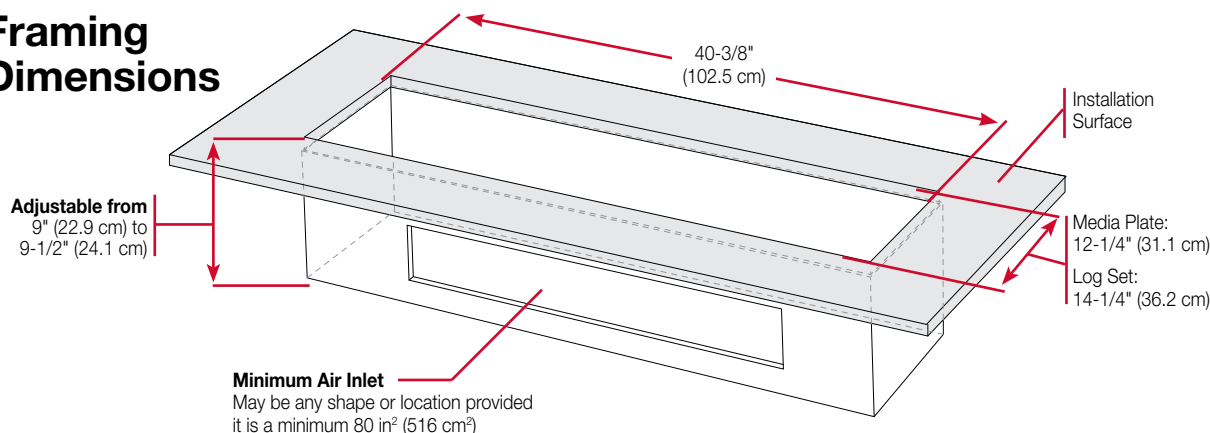


FRONT



SIDE

### Framing Dimensions



**Caution:** When determining a location for the Opti-myst® cassette, ensure that the unit will not be susceptible to drafts, vents, ceiling fans and other air currents. Similar to a candle, large movements of air will affect the unit's ability to create and maintain the flame effect.